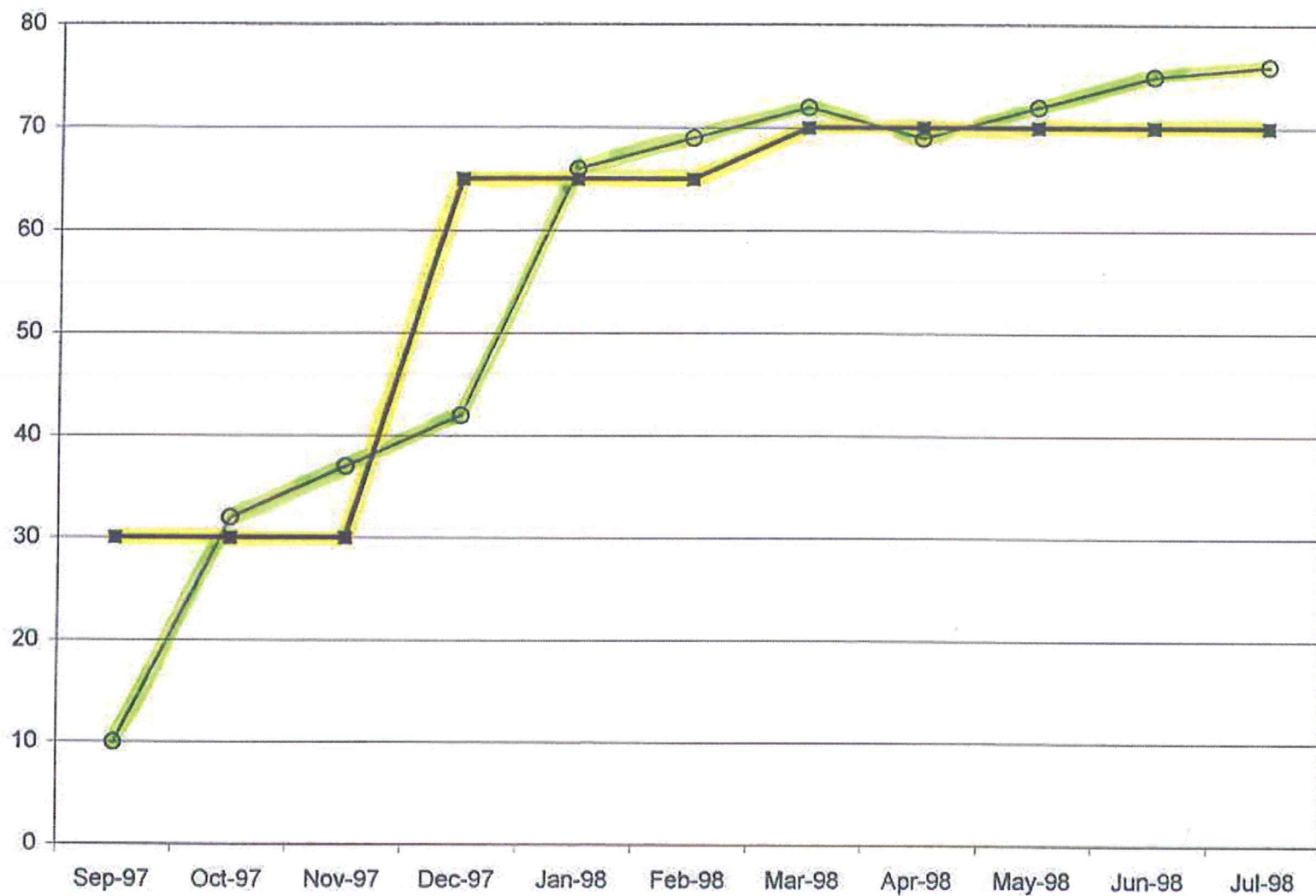


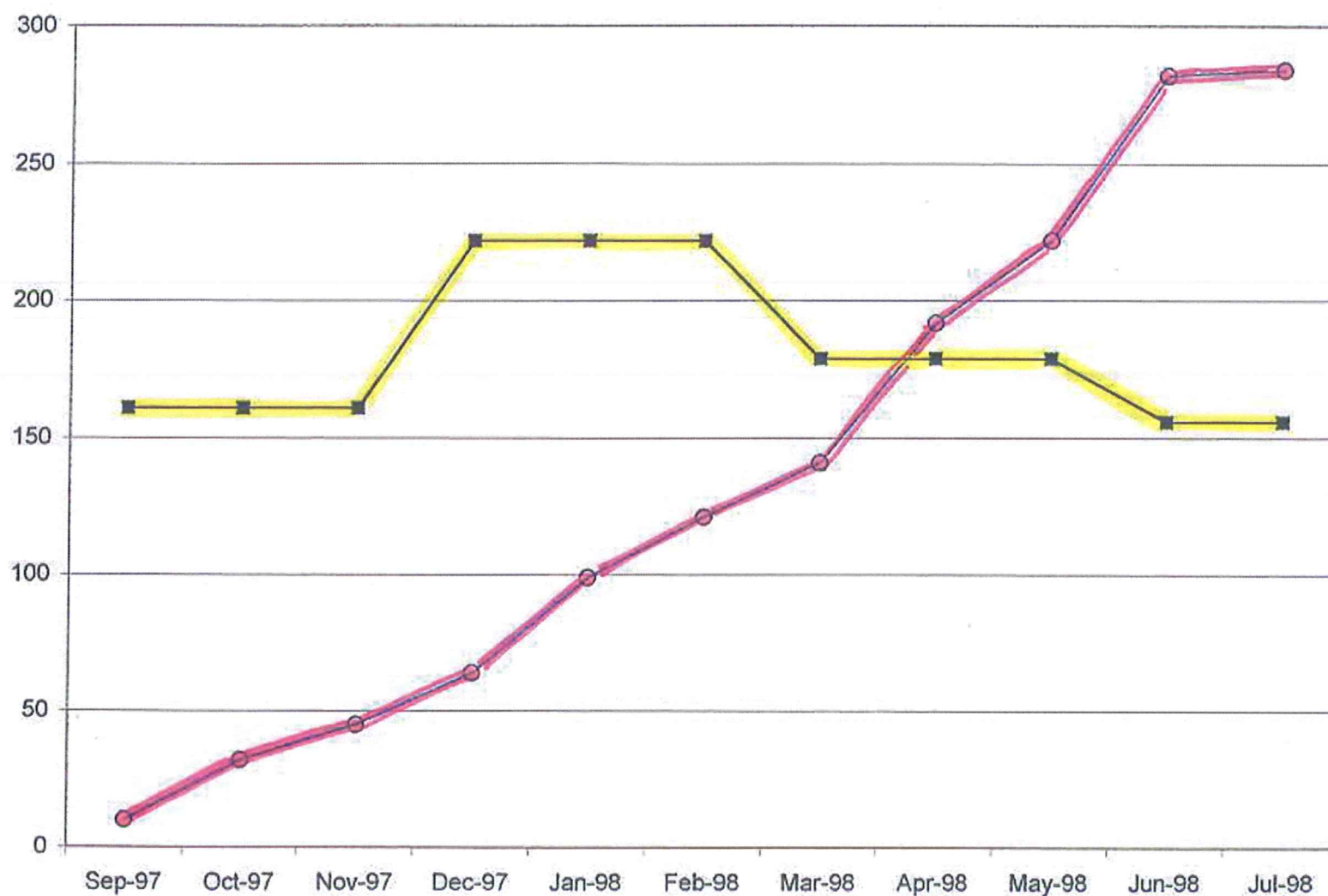
Senior & Junior staff Actual/Bid Comparison



—○— Actual Nr. of Senior Staff

—■— Forecast Nr. of Senior Staff

EXP.+TCN staff Actual/Bid comparison

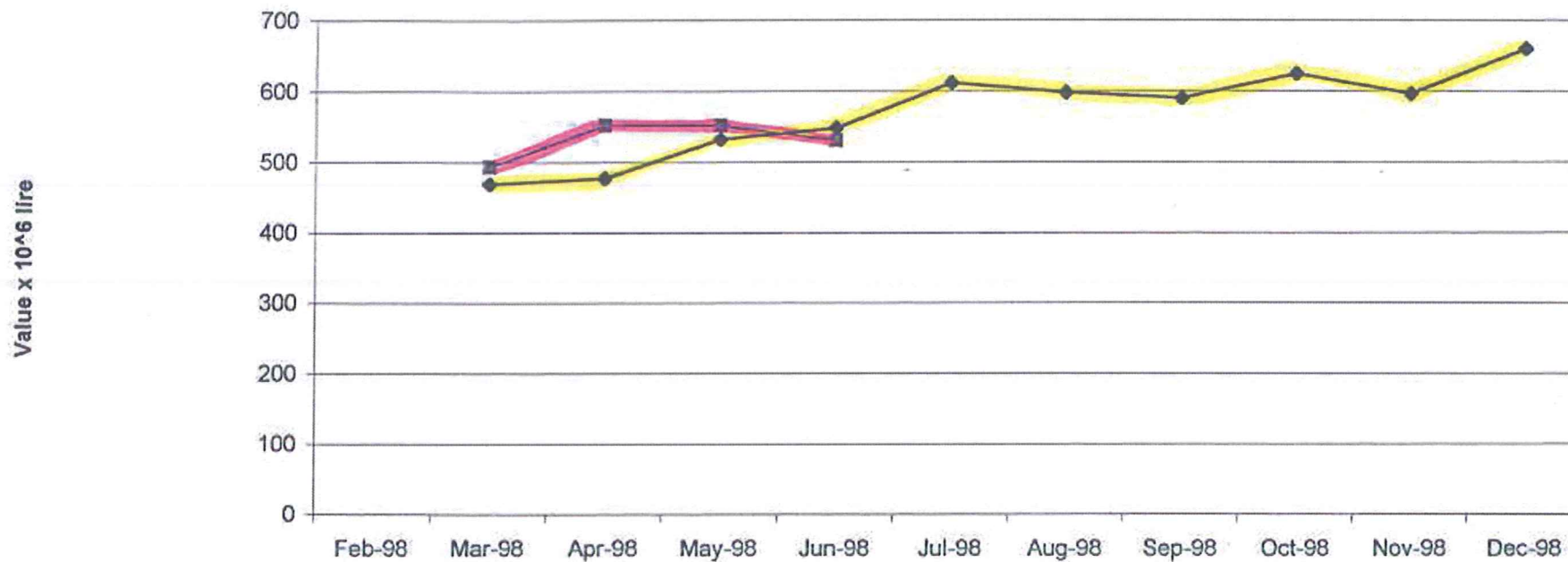


	Sep-97	Oct-97	Nov-97	Dec-97	Jan-98	Feb-98	Mar-98	Apr-98	May-98	Jun-98	Jul-98
Actual Nr. of Exp.& Tcn Staff	10	32	45	64	99	121	141	192	222	282	284
Forecast Nr. of Exp.& TCN Staff	161	161	161	222	222	222	179	179	179	156	156

—○— Actual Nr. of Exp. & Tcn Staff

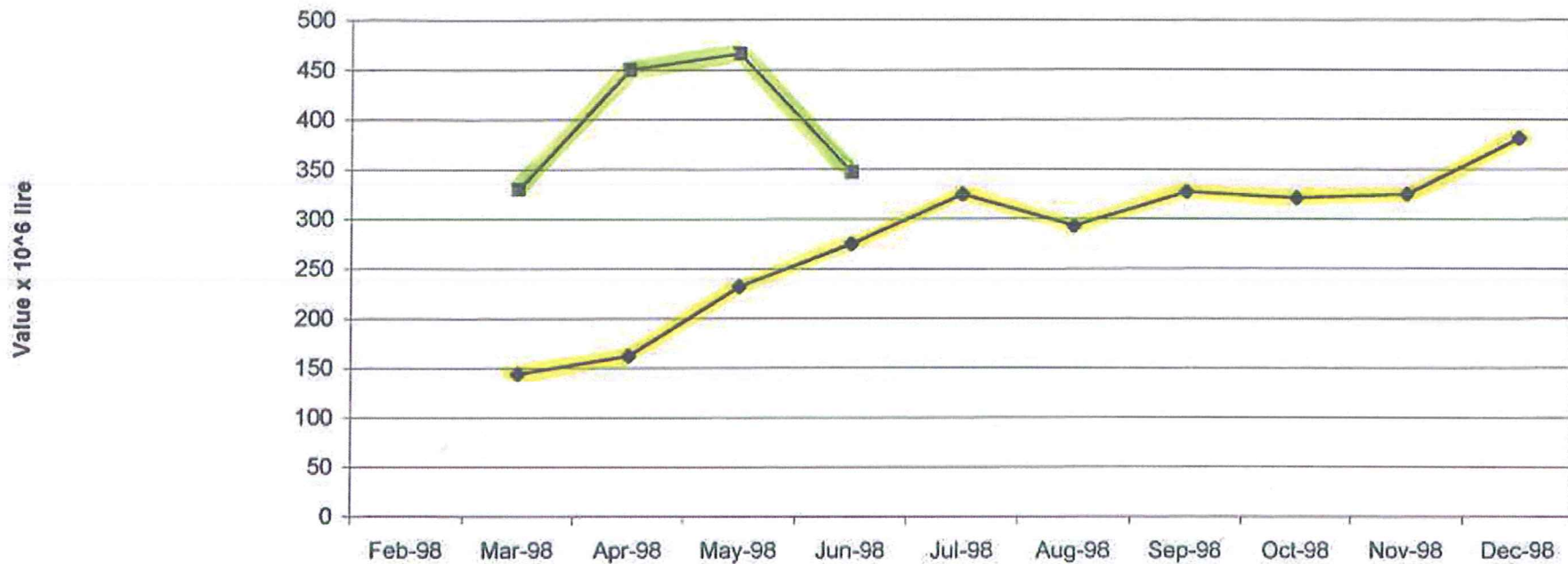
—■— Forecast Nr. of Exp. & TCN Staff

TOTAL FUEL FORECAST/ACHIVED COMPARISON CHART



	Feb-98	Mar-98	Apr-98	May-98	Jun-98	Jul-98	Aug-98	Sep-98	Oct-98	Nov-98	Dec-98
Forecast Fuel		469	477	532	548	612	598	590	624	596	659
Achived Fuel		493	552	552	530						
Cum. Forecast Fuel	1,109	1,578	2,055	2,587	3,135	3,747	4,345	4,935	5,559	6,155	6,814
Cum. Achived Fuel	1,109	1,602	2,154	2,706	3,236						

TOTAL SPARE PARTS FORECAST/ACHIVED COMPARISON CHART



	Feb-98	Mar-98	Apr-98	May-98	Jun-98	Jul-98	Aug-98	Sep-98	Oct-98	Nov-98	Dec-98
Forecast Spare Parts		144	162	232	275	325	293	327	321	325	381
Achived Spare Parts		330	450	466	347						
Cum. Forc. Spare Parts	440	584	746	978	1,253	1,578	1,871	2,198	2,519	2,844	3,225
Cum.Achiv.Spare Parts	440	770	1,220	1,686	2,033						

Note: Take in to consideration spare parts SIETCO

EARTH MOVING PRODUCTION MONTHLY REPORT from 1 to 30 JUNE 98

	I week	II week	III week	IV week	V week	TOTAL
	cu.m.	cu.m.	cu.m.	cu.m.	cu.m.	
CANAL EXCAVATION (QTS. FROM NR.OF TRIPS RECORD)	66,966	41,516	70,056	62,010	15,496	256,044
CANAL FILL IMPERVIOUS 1A / 1D	375	2459	775	2364	645	6,618
CANAL FILL GRANULAR 3B 3D			452	480	325	1,257
CANAL FILL ROCKFILL 7D						0
CANAL FILL ROCKFILL 9A / 9B						0
CANAL FILL TOTAL	375	2,459	1,227	2,844	970	7,875

	Excavation	Fill
month of JUNE 98 progressive	256,044	7,875
month of JUNE 98 forecast	250,000	7,500
month of JUNE 98 achieved percentage on forecast	102%	105%

Total progressive	998,817	12,182
Total forecast progressive	1,086,332	7,500
Achieved percentage on forecast progressive	92%	162%

Total forecast	2,410,000	719,100
Achieved percentage on total forecast	41%	2%
Remaining for permanent works	1,411,183	706,918

notes

Average hourly prod.in the month for excavation

547.1 mc/h

Average daily prod.in the month

9,847.8 mc/day

Assumptions

Work hour per day

18

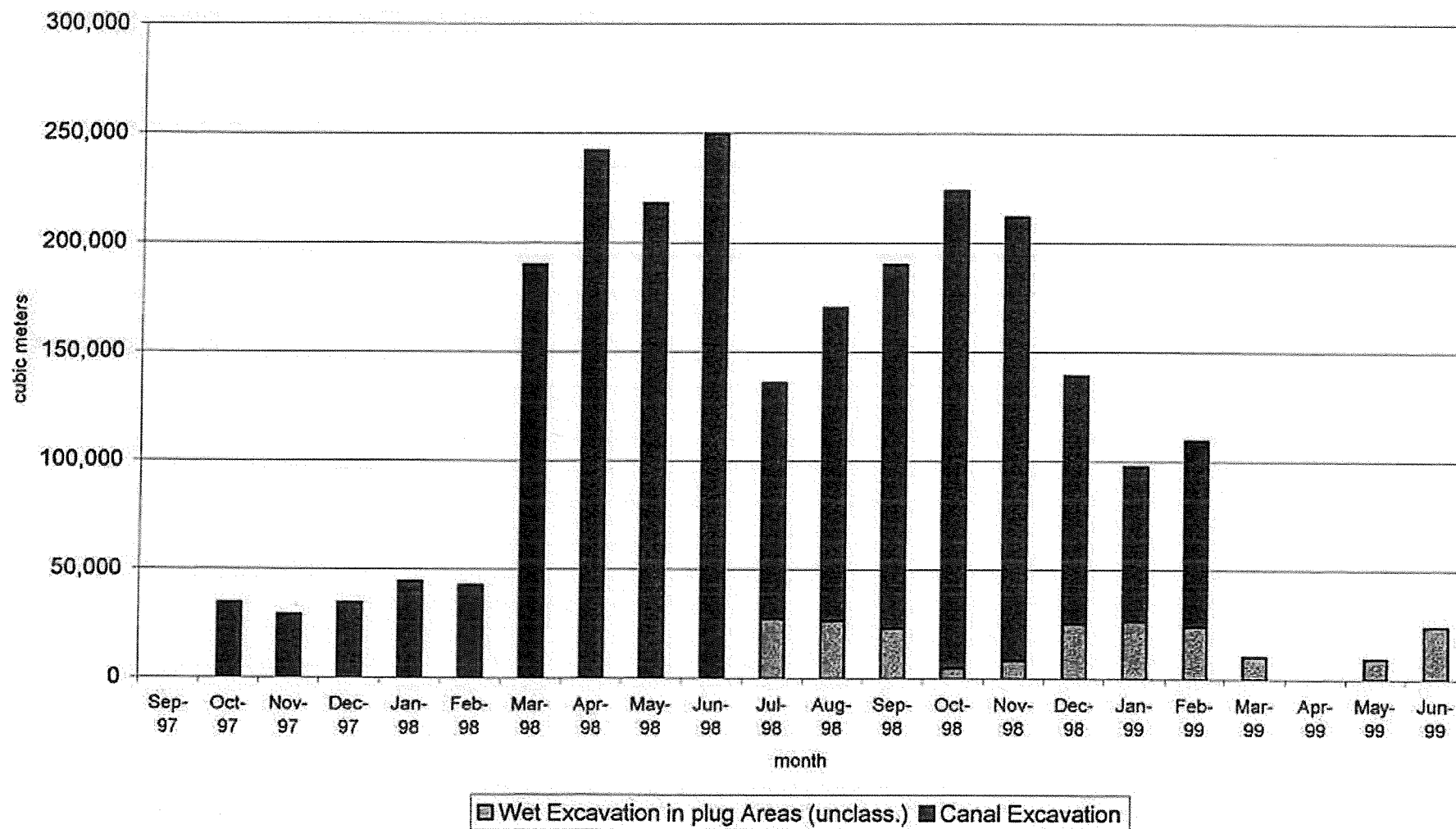
Nr. Of days per month

26

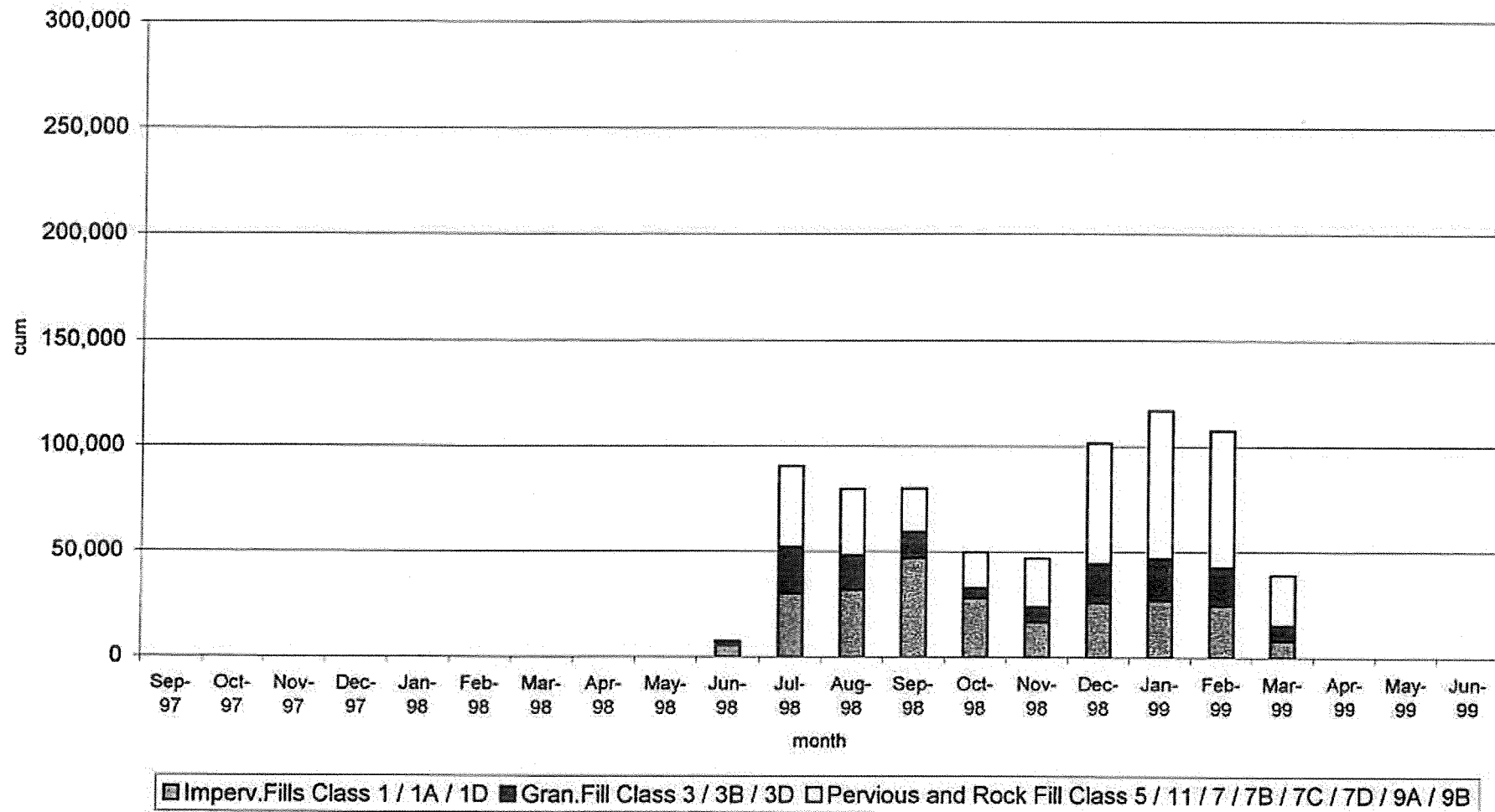
Total hour in the month

468

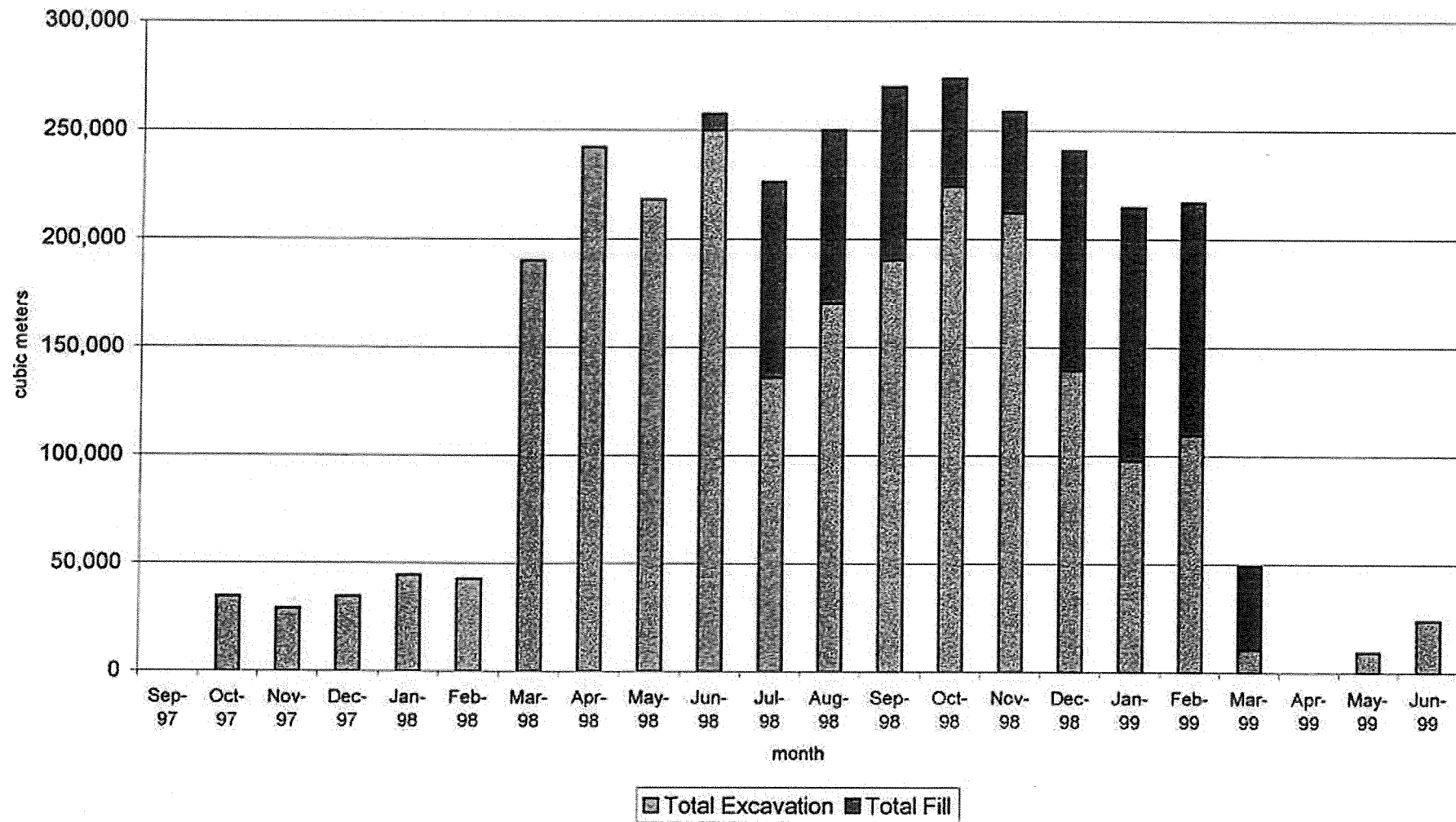
EXCAVATION MONTHLY FORECAST JUN 98



**TOTAL FILL IMPERVIOUS, GRANULAR, ROCK FILL FORECAST JUN 98 - quantities
reduced as per IS 0733**



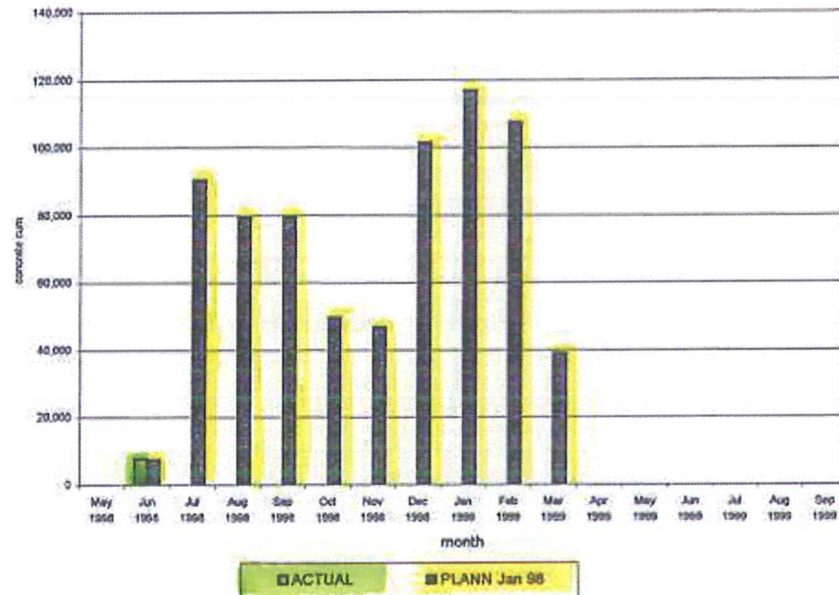
EXCAVATION AND FILL TOTAL MONTHLY FORECAST JUN98



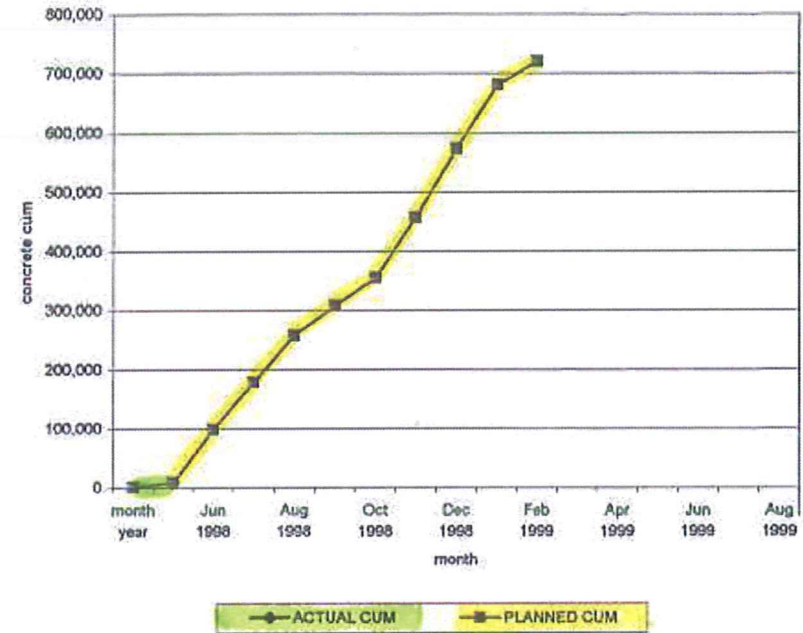
ALL FILL TYPE RECORD SHEET

year	1998	1998	1998	1998	1998	1998	1998	1998	1999	1999	1999	1999	1999	1999	1999	1999	1999
month	May	Jun	Jul	Aug	Sep	Oct	Nov	Dec	Jan	Feb	Mar	Apr	May	Jun	Jul	Aug	Sep
ACTUAL	0	7,875															
PLANN Jan 98	0	7,500	90,505	79,626	79,872	49,740	46,832	101,556	118,943	107,462	39,064						
ACTUAL CUM	0	7,875															
PLANNED CUM	0	7,500	98,005	177,631	257,503	307,243	354,075	455,631	572,574	680,036	719,100						

MONTHLY ACTUAL / PLANNED CONCRETE PRODUCTION



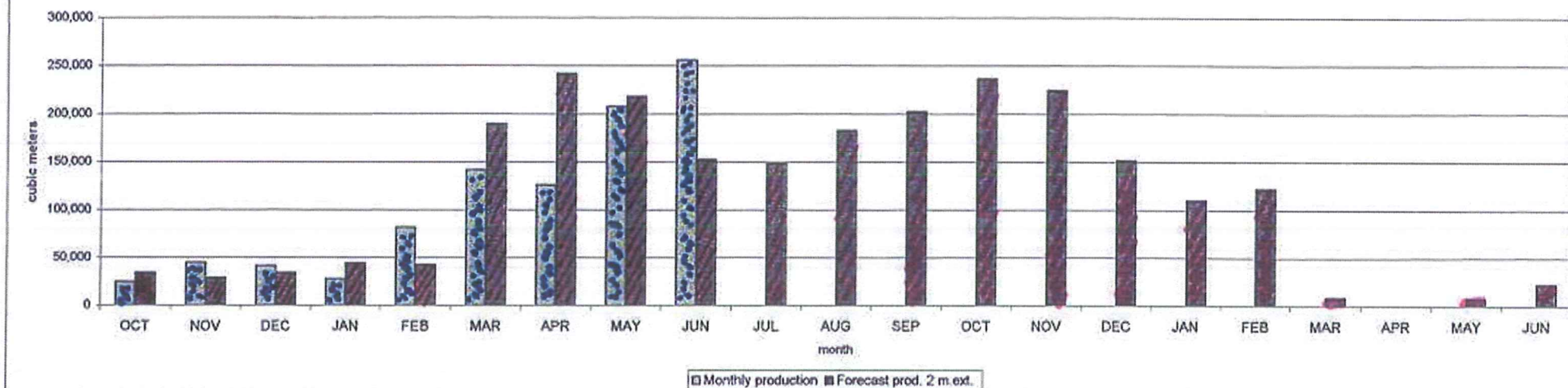
CUMULATIVE ACTUAL / PLANNED CONCRETE PRODUCTIONS



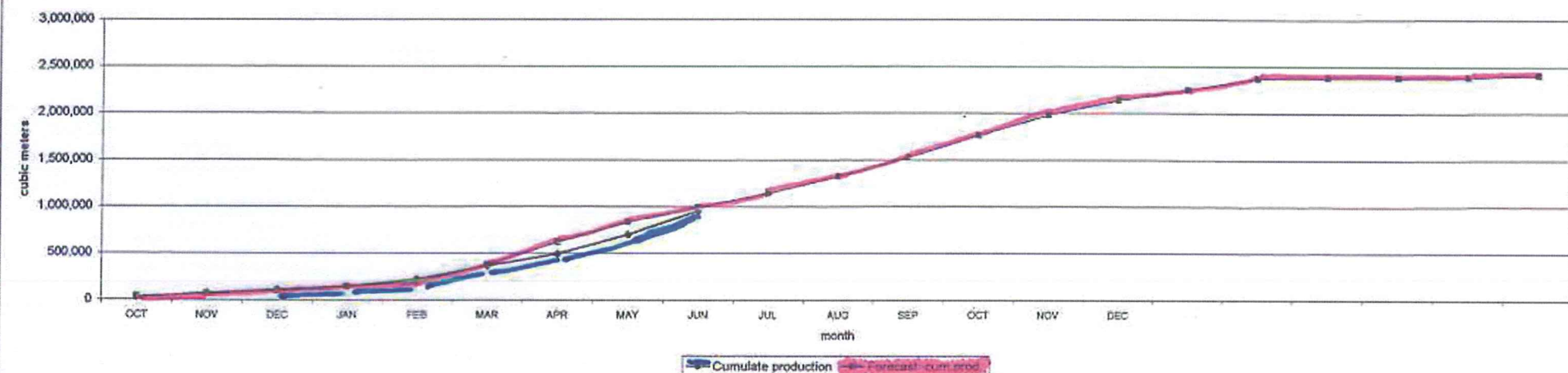
TOTAL EARTH MOVING PRODUCTION RECORD SHEET-UP DATED PROGRAM JAN 98

Year	1997	1997	1997	1998	1998	1998	1998	1998	1998	1998	1998	1998	1998	1998	1998	1998	1998	1998	1998	1998	1998
month	OCT	NOV	DEC	JAN	FEB	MAR	APR	MAY	JUN	JUL	AUG	SEP	OCT	NOV	DEC	JAN	FEB	MAR	APR	MAY	JUN
Monthly production	25,600	45,000	41,507	27,642	62,176	141,629	126,181	207,889	250,044												
Forecast monthly prod.	34,545	29,091	34,545	44,607	42,884	190,000	242,375	216,385	152,985	149,028	183,102	202,836	236,605	224,713	151,963	110,477	122,460	9,032	0	7,603	20,881
Cumulative production	25,600	70,600	111,507	139,349	201,525	343,254	469,535	677,634	927,678												
Forecast cum. prod.	34,545	63,636	98,181	142,788	185,672	375,672	617,947	834,332	987,320	1,137,548	1,320,130	1,522,966	1,760,671	1,985,384	2,137,547	2,248,024	2,370,484	2,379,516	2,379,516	2,387,119	2,410,000

ACTUAL / EXPECTED EXCAVATED VOLUME PER MONTH



ACTUAL / EXPECTED VOLUME OF EXCAVATION



CONCRETE BATCHING PLANT MONTHLY REPORT from 1 to 30 JUNE 98

PERMANENT WORKS	I week	II week	III week	IV week	V week	TOTAL
	cu.m.	cu.m.	cu.m.	cu.m.	cu.m.	
	2,816	3,318	3,377	3,540	977	14,028

	notes
month of JUNE 98 progressive production permanent works	14,028
month of JUNE 98 forecast production permanent works	13,953
month of JUNE 98 achieved percentage on forecast	101%

Total progressive production permanent works	39,261
Total forecast progressive production permanent works	44,297
Achieved percentage on forecast progressive	89%

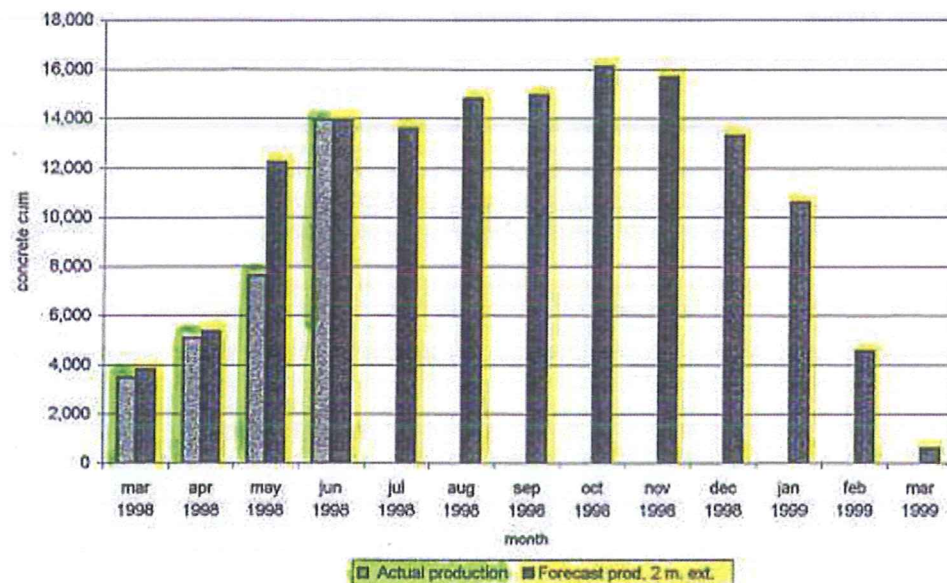
Total forecast for permanent works	148,176
Achieved percentage on total forecast for permanent works	26%
Remaining for permanent works	108,915

Average hourly prod.in the month	30.0 mc/h
Average daily prod.in the month	539.5 mc/day
<u>Assumptions</u>	
Working hour per day	18
Nr. Of days per month	26
Total hour in the month	468

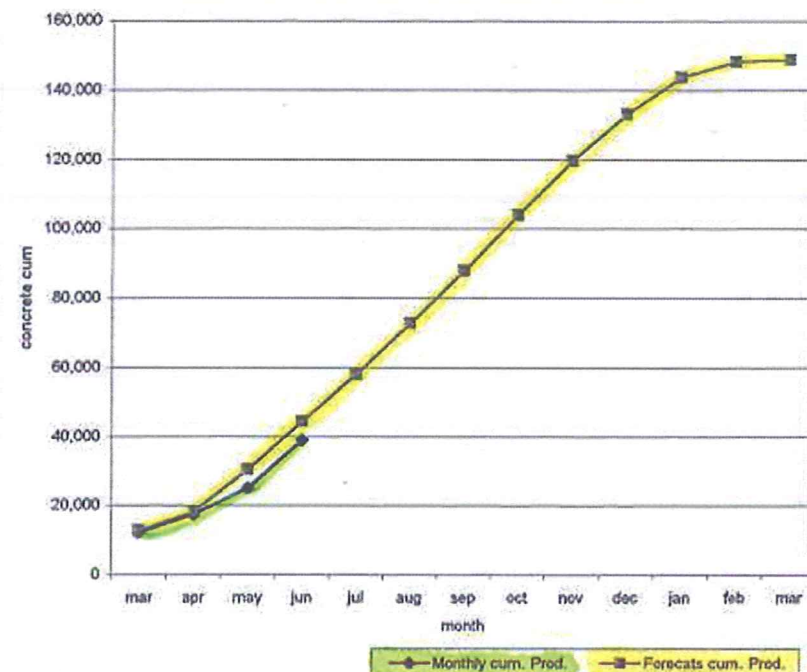
CONCRETE CERTIFIED RECORD SHEET - PROGRAMMA PREVENTIVO RICORRENTE

Year	1998	1998	1998	1998	1998	1998	1998	1998	1998	1998	1998	1999	1999	1999
Month	mar	apr	may	jun	jul	aug	sep	oct	nov	dec	jan	feb	mar	
Monthly production	3,484	5,098	7,652	13,977										
Forecast monthly prod.	3,925	5,370	12,252	13,953	13,806	14,827	14,981	16,132	15,702	13,320	10,622	4,588	600	
Cumulate prod.	12,177	17,274	24,926	38,903										
Forecast cum. prod.	12,722	18,092	30,344	44,297	57,903	72,730	87,711	103,843	119,545	132,865	143,487	148,075	148,675	

MONTHLY ACTUAL / PLANNED CONCRETE PRODUCTION

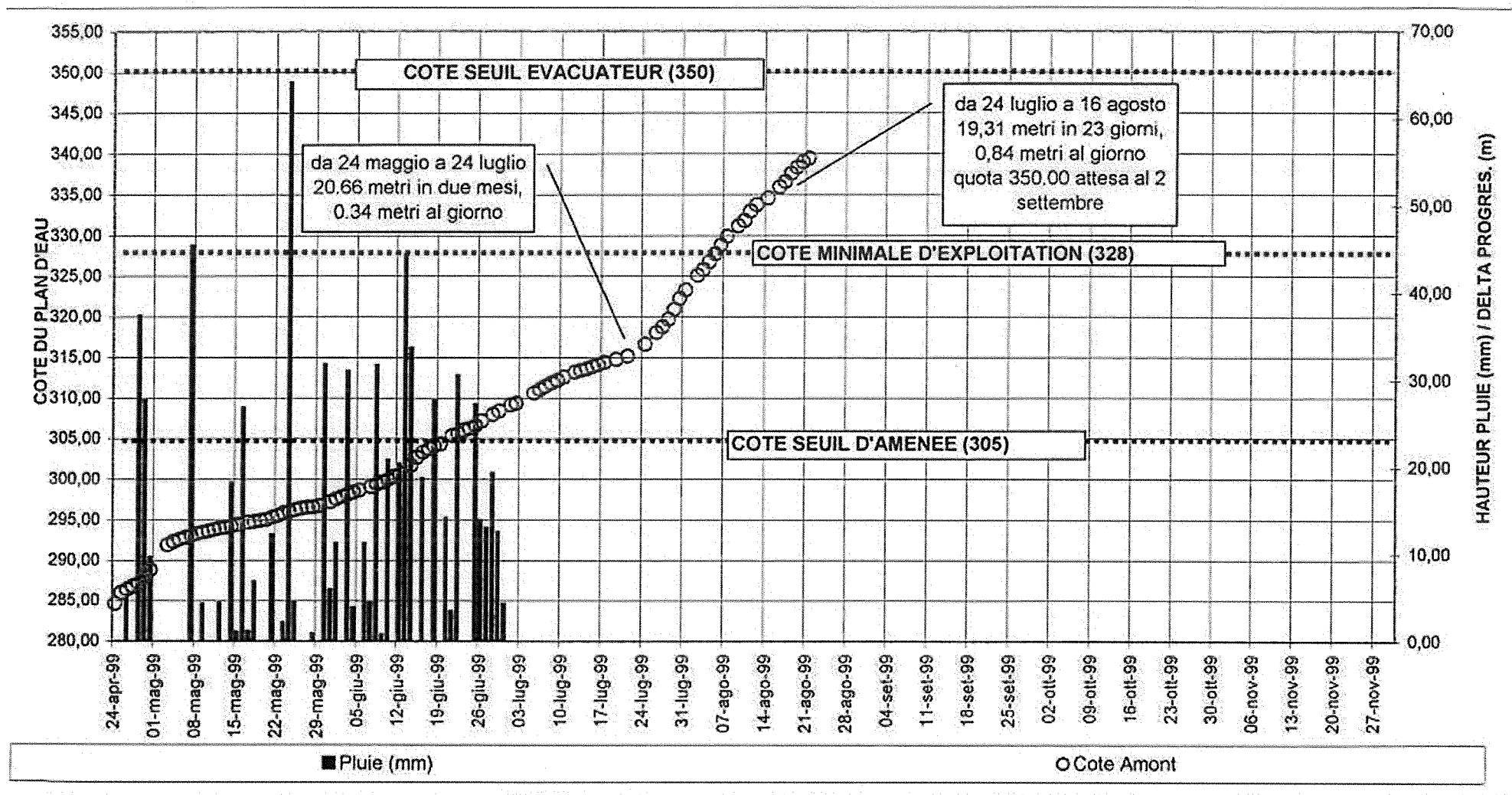


CUMULATIVE ACTUAL / PLANNED CONCRETE PRODUCTIONS



Qt. Conc. Cert. For 25Nov.97 :	547.22 cu.m.	547.22
Qt. Conc. Cert. For 25Dec.97 :	2,672.42 cu.m.	3,219.64
Qt. Conc. Cert. For 25Jan.98 :	2,232.17 cu.m.	5,451.81
Qt. Conc. Cert. For 25Feb.98 :	3,268.86 cu.m.	8,720.67
Qt. Conc. Cert. For 25Mar.98 :	3,484.36 cu.m.	12,205.03
Qt. Conc. Cert. For 30Apr.98 :	5,097.72 cu.m.	17,302.75
Qt. Conc. Cert. For 30May.98 :	7,651.66 cu.m.	24,954.41
Qt. Conc. Cert. For 30June.98 :	13,976.98 cu.m.	38,931.39

SUIVI JOURNALIER DE LA MONTEE DU PLAN D'EAU



EXCAVATIONS EVACUATEUR DE CRUES - CHENAL DE RESTITUTION (à partir du 01 Avril 1999)

TERRAIN MEUBLE et ROCHEUX

